

HEAT & GLO®



DESIGNED | to inspire

SLIMLINE FUSION

Direct Vent Gas Fireplace

# SLIMLINE FUSION

## Innovative Versatility

SlimLine Fusion Direct Vent gas fireplaces can be personalized with modern style or traditional ambiance. Create a style uniquely yours—a fusion of modern and traditional elements.

Amplify your style today, or upgrade your space years from now. It's all possible with SlimLine Fusion gas fireplaces.



Above: SL-550F shown with optional black glass media, reflective liner and clean face front.

Cover: SL-750F shown with standard logs and Clean Face front with optional reflective liner, kenwood mantel and wheatfield granite.



**PERSONALIZED STYLE**

Create your own style with a fusion of modern and traditional elements. Add flair to a classic look, or highlight contemporary flames. The choice is yours—from the more than 10 options below.

SL-550F shown above with standard logs and front.

**FEATURES**

- 32 or 36-inch viewing areas
- Up to 23,500 BTU/Hour Input
- Variety of interior design options

SL-550F shown above with optional ceramic fiber stones, reflective liner and clean face kit.

**FRONT UPGRADE**

Add clean lines and sleek style.



Clean Face Kit

**OPTIONAL TRIM KIT**

Available in 3 or 4-sided kits.



Trim Kit

**REFLECTIVE GLASS LINER**

Complement your flame with an optional reflective glass liner.



**CLEAN FACE FRONT FINISHES**



Black    Graphite    New Bronze

**TRIM KIT FINISHES**



Black

Stainless Steel  
(SL550-F only)

**LOG, STONE AND GLASS OPTIONS**



Logs (Standard)



Crystal Glass



Cobalt Glass



Ceramic Fiber Stones



Black Glass



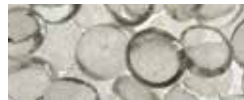
Amber Glass



White Glass Beads



Black Glass Beads



Clear Glass Beads

**CONTROLS**

Add an optional wall switch or remote for enhanced convenience.

For more information on the control options available, visit [heatnglo.com](http://heatnglo.com)



**FAN**

Enhance heating performance and efficiency with an optional fan kit.





## INTELLIFIRE IGNITION SYSTEM

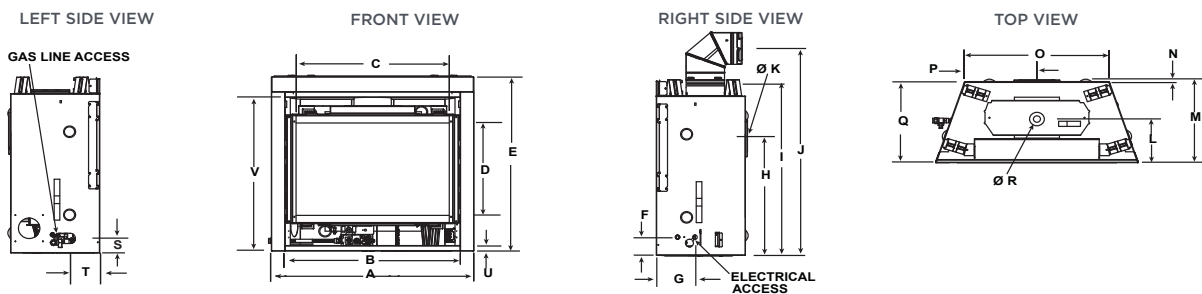
The IntelliFire™ Ignition System (IPI) is an advanced intermittent pilot ignition system. IPI constantly monitors ignition, ensures safe functioning and conserves up to \$10/month in energy costs. To learn more about IntelliFire Technology, visit [heatnglo.com](http://heatnglo.com).

## DIRECT VENT TECHNOLOGY

Direct Vent fireplaces remove 100% of combustion exhaust and odors outside of the home. These sealed fireplaces provide optimal heat, conserve energy and ensure clean, safe indoor air quality. To learn more about IntelliFire Technology, visit [heatnglo.com](http://heatnglo.com).

## SLIMLINE FUSION SPECIFICATIONS

MODEL	FRONT WIDTH		BACK WIDTH		HEIGHT		DEPTH		GLASS SIZE	BTU/HOUR INPUT
	UNIT	FRAMING	UNIT	FRAMING	UNIT	FRAMING	UNIT	FRAMING		
SL-550F	36 [914]	37 [940]	25-3/4 [654]	37 [940]	34-3/8 [873]	34-3/4 [883]	16-5/16 [414]	16-1/4 [413]	27-3/16 x 18-1/16 [691 x 459]	12,000-17,500 (NG) 13,500-17,000 (LP)
SL-750F	41 [1041]	42 [1067]	30-3/4 [781]	42 [1067]	37-7/8 [962]	38-1/4 [972]	16-5/16 [414]	16-1/4 [413]	32-1/16 x 21-1/2 [814 x 546]	16,500-23,500 (NG) 16,500-20,500 (LP)



MODEL	A	B	C	D	E	F	G	H	I	J	K	L	M	N	O	P	Q	R	S	T	U	V
SL-550F	36 [914]	31-1/8 [791]	27-3/16 [691]	18-1/16 [459]	31-1/8 [791]	3-9/16 [91]	6-7/8 [175]	23-3/8 [594]	34-3/8 [873]	35-1/2 [902]	8 [203]	8-13/16 [224]	16-5/16 [414]	1/2 [13]	25-3/4 [654]	12-7/8 [327]	15-7/8 [403]	6-5/8 [168]	2-3/16 [55]	6 [152]	1 [25]	30-1/16 [764]
SL-750F	41 [1041]	36-1/8 [918]	32-1/16 [814]	21-1/2 [546]	34-5/8 880	3-9/16 [91]	6-7/8 [175]	26-7/8 [683]	37-7/8 [962]	39-15/16 [1014]	8 [203]	8-13/16 [224]	16-5/16 [414]	1/2 [13]	30-3/4 [781]	15-3/8 391	15-7/8 [403]	6-5/8 [168]	2-3/16 [56]	6 [152]	1 [25]	33-9/16 [853]

Dimensions are in inches and millimeters. Product information is not complete and is subject to change without notice. Product installation must adhere strictly to instructions shipped with product. We recommend measuring individual units at installation. Assumes the use of 1/2" sheetrock. NOTE: Combustible material should not cover the face. Make sure you do NOT cover the decorative door opening.

Refer to installation manual for detailed specifications on installing this product. Heat & Glo® reserves the right to update units periodically. The flame and ember appearance may vary based on the type of fuel burned and the venting configuration used. Actual product appearance, including flame, may differ from product images.

## U.S. EFFICIENCIES

**Steady State** - Since most homeowners use their fireplaces for an extended time while they are in the room, Steady State measures how efficiently your fireplace converts fuel to heat once it is warmed up and running in a "steady state".

**AFUE** - AFUE rating is more typically used with appliances, like your furnace, that continually cycle on and off to maintain a constant temperature.

RATING	SL-550F	SL-750F
<b>STEADY STATE</b>	<b>68% (NG)</b>	<b>74% (NG)</b>
AFUE	48.5% (NG)	57.1% (NG)

## CANADA EFFICIENCIES

**EnerGuide (CSA P.4.1-02)** - EnerGuide is a rating used in Canada to measure annual fireplace efficiency.

RATING	SL-550F	SL-750F
ENERGUIDE (CSA P.4.1-02)	51% (NG)	56% (NG)

For complete information on this model, please contact us at:

**HEAT & GLO**

No one builds a better fire

Web: [heatnglo.com](http://heatnglo.com)  
 Phone: (888) 427-3973 (952) 985-6000  
 E-mail: [info@heatnglo.com](mailto:info@heatnglo.com)

[facebook.com/HeatandGlo](https://www.facebook.com/HeatandGlo)  
[twitter.com/HeatandGlo](https://twitter.com/HeatandGlo)  
[youtube.com/HeatandGlo](https://www.youtube.com/HeatandGlo)


## LIMITED LIFETIME WARRANTY\*

The strongest in the industry, Heat & Glo® provides a limited lifetime warranty on the most important aspects: firebox and heat exchanger.

\*For full warranty details see [heatnglo.com](http://heatnglo.com). Fireplace glass and other surfaces get extremely HOT and can cause severe burns if touched. Do not remove the protective safety screen from the front of the glass. Keep a safe distance away. To learn more visit [www.heatnglo.com/fireplacesafety](http://www.heatnglo.com/fireplacesafety)



HNG-1130U-0315



Based on CSA P.4.1-02